



# Aurora

Your custom Sigma-based EDR Agent

# What is Aurora?

**A lightweight agent  
that applies Sigma rules  
on endpoints**

# Aurora Agent – The Idea

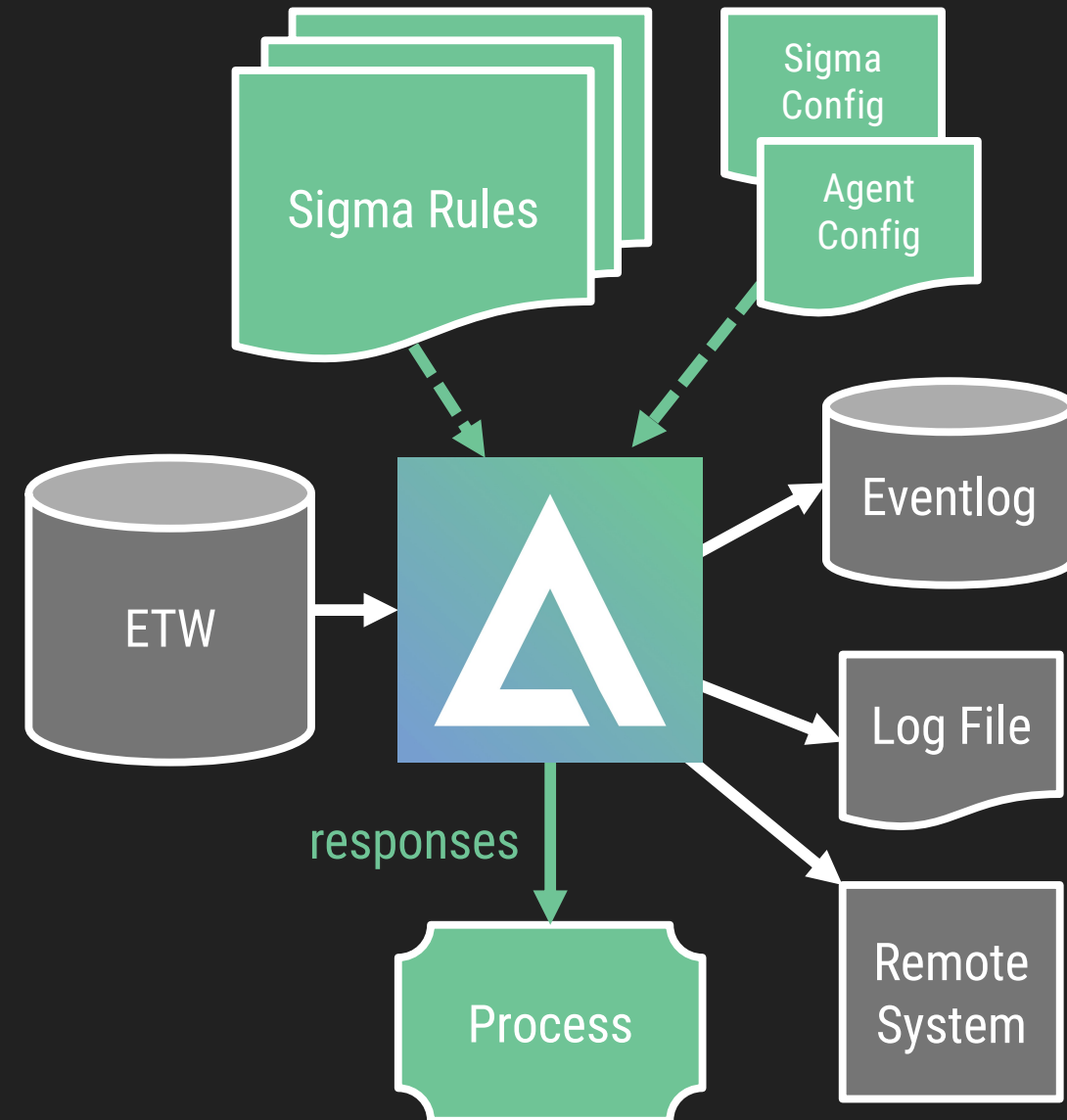
- Lightweight agent that applies Sigma rules on log data in real-time on endpoints
- Uses ETW (Event Tracing for Windows)
- Managed locally via config files or via ASGARD Management Center
- Extends the Sigma standard with 'response' actions
  - Kill, KillParent, Suspend, Dump
  - Custom actions
- Supports the upcoming Sigma correlation rules
- Consider it your custom Sigma-based EDR
- Aurora Agent Lite
  - free, lacks comfort features and modules (e.g. Cobalt Strike beaconing detection)





# Aurora Agent - Components

- **Agent Binary**  
the service binary that runs constantly and applies Sigma rules to monitored events
- **Sigma Rules**  
a directory with Sigma rules to apply
- **Sigma Config**  
a configuration file that includes mapping configuration for log sources and fields
- **Aurora Agent Config**  
a configuration file to set output options, log levels, configure rule sets etc.



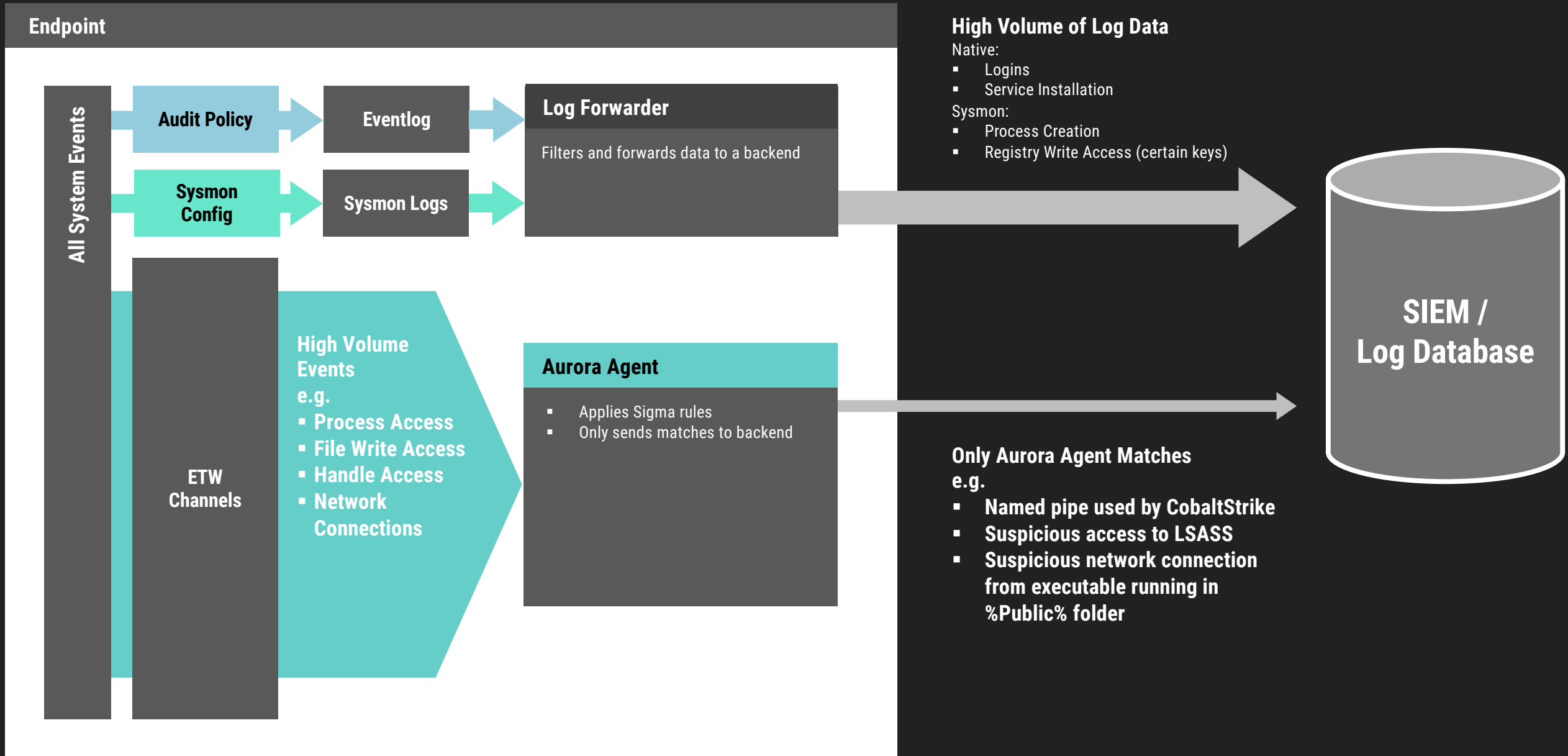
# Advantages

# Easily Customizable

- Sigma
  - open standard
  - many open source rules available (700+ for the Windows platform)
  - Our extension: response actions ⚡
- Add custom rules
  - from blog posts
  - write your own to detect or block custom threats (e.g. Ransomware containment)
  - from threat feeds (MISP, TI providers)

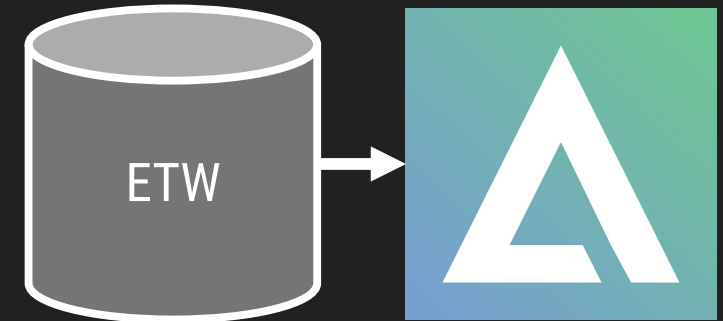


# Reduced Log Volume

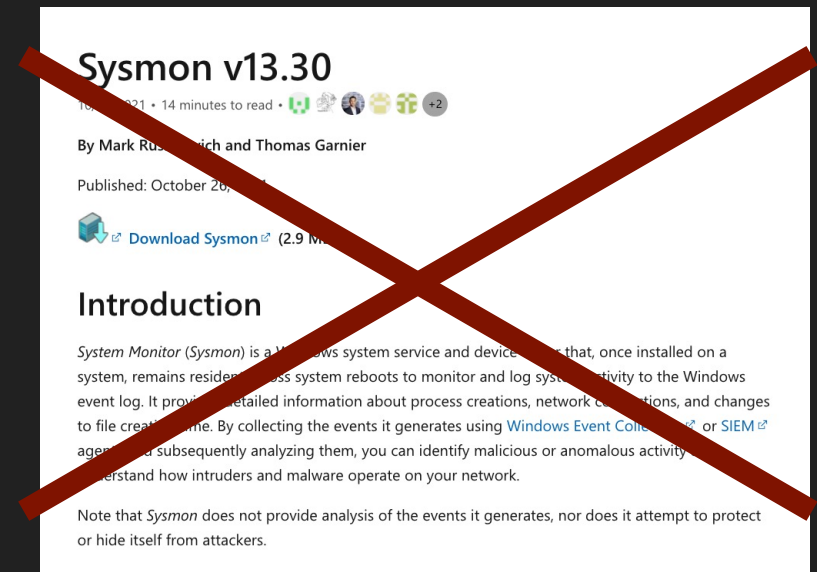


# Independence and Stability

- No specific Windows audit policy required
- No Sysmon required
- We tap into ETW, recreate 90%\* of the events used in Sysmon and apply Sigma rules to them
- No Kernel Driver used (no blue screens)
  - Disadvantage: we miss some events (NamedPipe events, in some corner cases the CommandLine of a process)



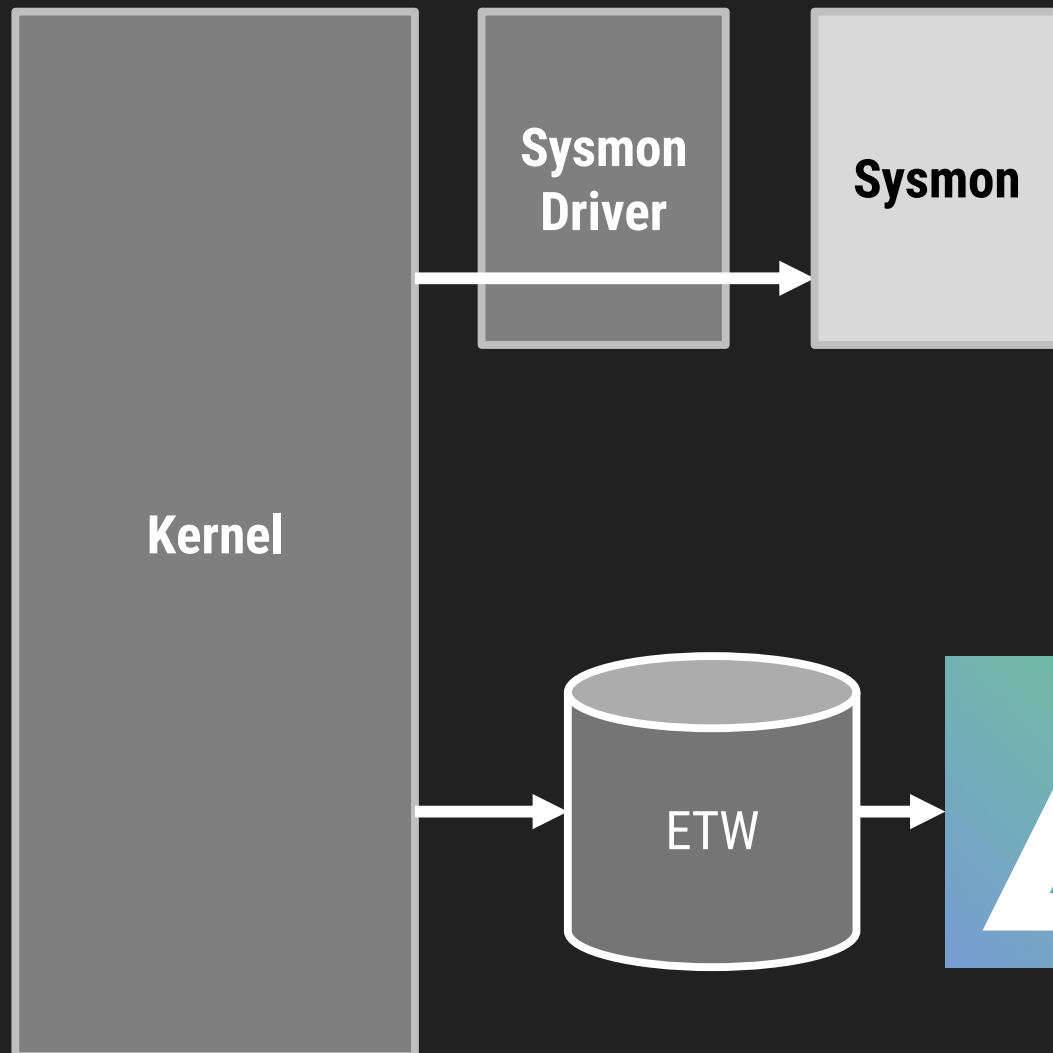
\*some event types & fields may not be available in the first release version, but the most important ones





# Comparison to Sysmon

# Recreation of Sysmon-like Events in Aurora



Event ID 1: Process Creation  
 ProcessID  
 Image  
 ParentImage  
 CommandLine  
 Hash  
 ...  
 Event ID 2: A process changed a file creation time  
 Event ID 3: Network connection  
 Event ID 4: Sysmon service state change  
 Event ID 5: Process Terminated  
 Event ID 6: Driver loaded  
 ImageLoaded  
 Hashes  
 Signature  
 SignatureStatus

Event ID 1: Process Creation  
 ProcessID  
 Image  
 ParentImage  
 CommandLine  
 Hash  
 ...  
 Event ID 2: A process changed a file creation time  
 Event ID 3: Network connection  
 Event ID 4: Sysmon service state change  
 Event ID 5: Process Terminated  
 Event ID 6: Driver loaded  
 ImageLoaded  
 Hashes  
 Signature  
 SignatureStatus

Percentage of  
Event / Fields

**~70%**

Percentage of  
Event / Fields  
used in Sigma Rules

**~95%**

# Comparison Sysmon / Aurora

	Sysmon	Aurora
Event Source	Sysmon Kernel Driver	ETW (Event Tracing for Windows)
Sigma Rule Event Coverage	100%	95%
Relative Log Volume	High	Low
Sigma Matching	No	Yes
Response Actions	No	Yes
Resource Control (CPU Limiter)	No	Yes
Output: Eventlog	Yes	Yes
Output: File	No	Yes
Output: UDP target	No	Yes
Risk: Blue Screen	Yes	No
Risk: High System Load	Yes	No

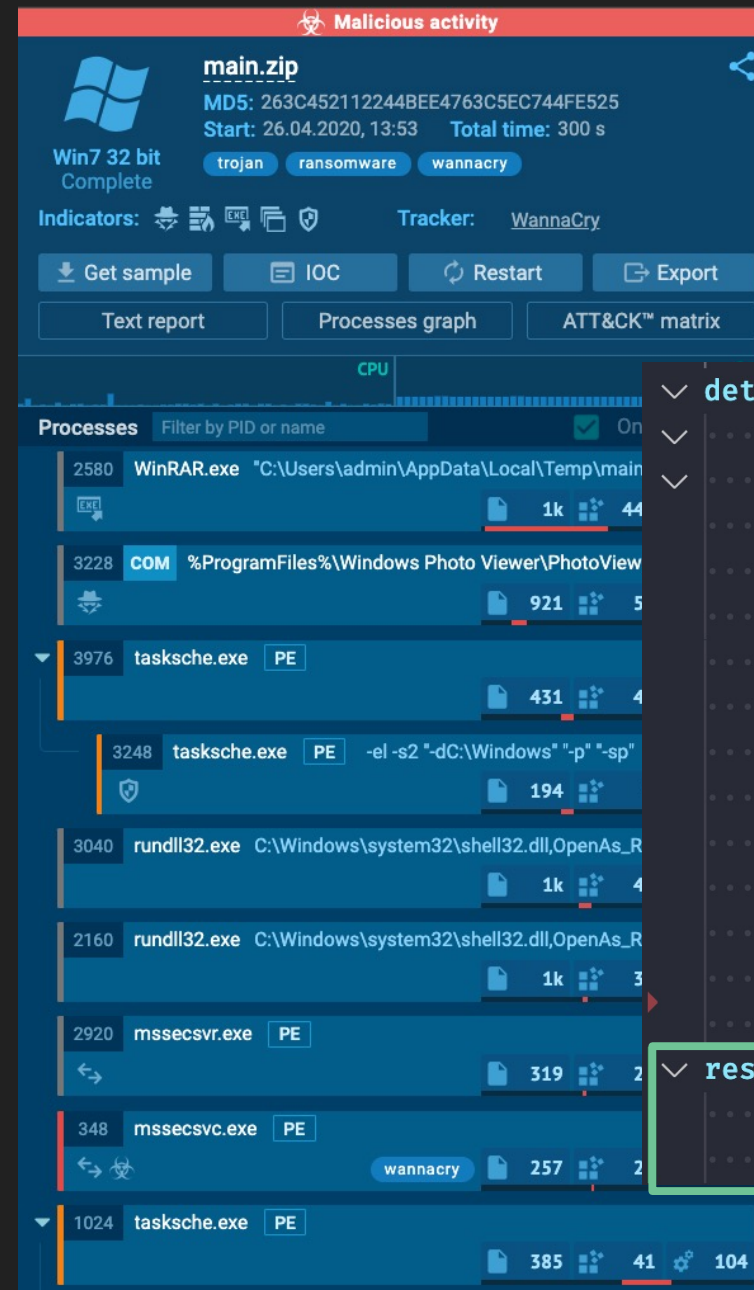
# Response Actions

# Response Actions

- Use Sigma to detect a threat
- Add a response action
  - Predefined
    - Kill a process or parent process
    - Suspend a process
    - Dump process memory
  - Custom
    - A custom command line that can make use of environment variables and the event's values e.g. copy %Image%  
%%ProgramData%%\%ProcessId%.bin
- Contain threats in milliseconds

## Ransomware Example

## Sigma Rule with Response



```

detection:
  selection1:
    - Image|endswith:
      - '\tasksche.exe'
      - '\mssecsvc.exe'
      - '\taskdl.exe'
      - '\taskhsvc.exe'
      - '\taskse.exe'
      - '\111.exe'
      - '\lhdfrgui.exe'
      - '\diskpart.exe'
      - '\linuxnew.exe'
      - '\wannacry.exe'
    - Image|contains: 'WanaDecryptor'
  condition: 1 of them

response:
  type: predefined
  action: kill
  
```

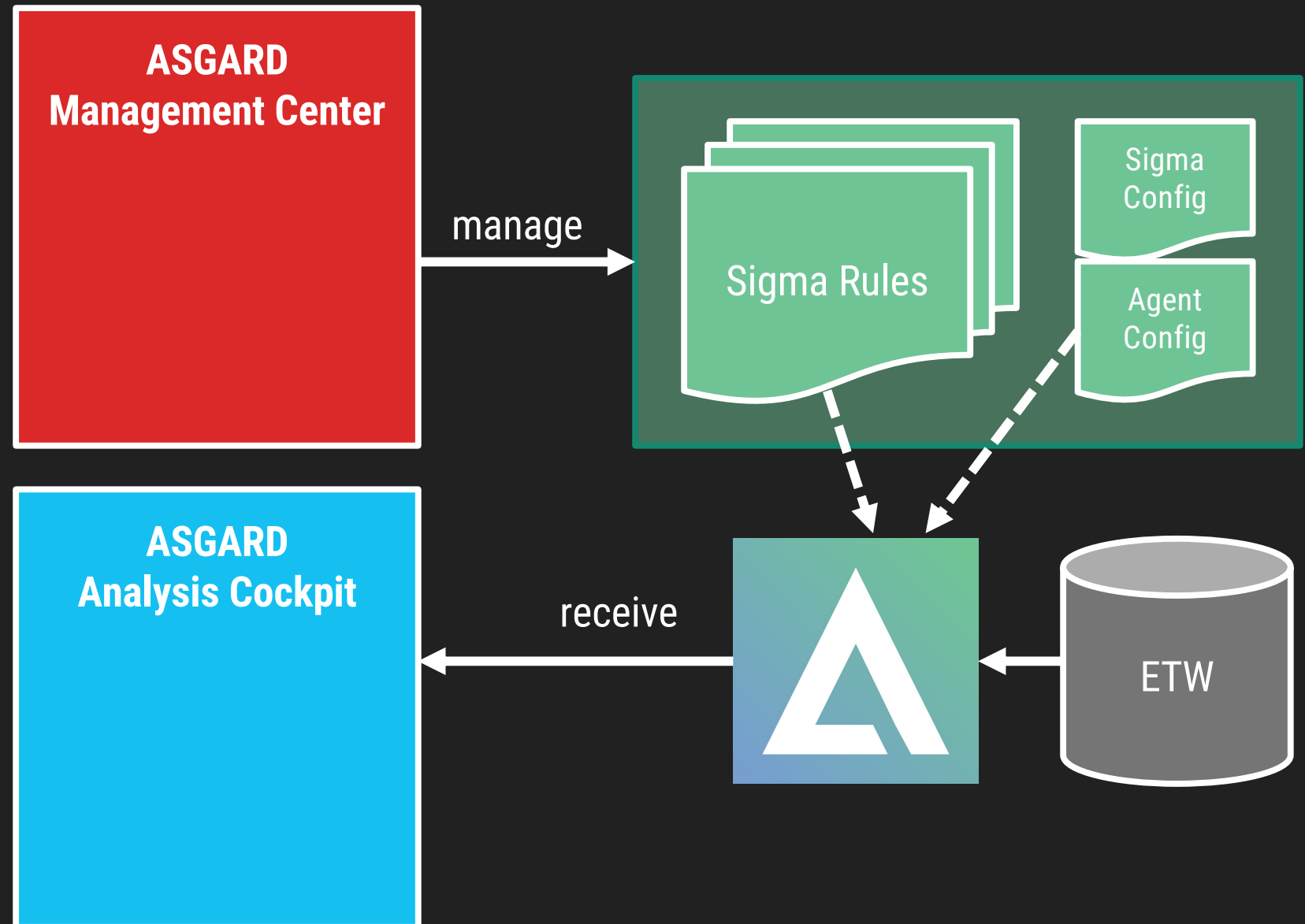
## Response Action

# ASGARD Integration



# ASGARD and Aurora Agent

- Comfortable Sigma rule management
  - Enable / disable rules
  - Create rule sets for different asset groups
  - Get rule updates from public sources
  - Identify changes in updated rules and decide to deploy them
- Use Nextron's private Sigma rules
- Analyse and base-line Sigma rule matches



# Aurora Lite and Aurora Differences

# Aurora Features

Not included / possible in the light version

## 1. ASGARD Integration

- Simple agent deployment
- Comfortable rule management and deployment
- Managed rule and agent updates

## 2. Non-Sigma Based Threat Detection Modules

- Cobalt Strike beaconing detection module
- LSASS process dump detection module
- there are more to come


## 3. Nextron's private Sigma rule feed

## 4. Encrypted Sigma rules



# Aurora Roadmap

- Release Candidate 1 (RC1)
- Github repository for Sigma rules meant to be used in Aurora (with response actions)
- Self-protection measures
- More non-Sigma-based modules
- More predefined response actions
  - “EMP”: kill all processes in a certain user context that have been created X seconds before an event
  - “isolate”: modify routing table / firewall of system so that it can only communicate with a certain host
  - “yara”: scan a process memory / image with YARA and rules in folder X
- Linux version (eBPF)



December 2021

January 2022

February 2022

# Get Started

Visit the contact form and mention “Aurora Agent”  
<https://www.nextron-systems.com/get-started/>